

## FEATURES

- Up to 30A switching capacity in SPST and 20A switching in SPDT arrangement.
- Using at home appliance, power switching appliances, car controller, heating, ventilating, and conditioning systems, etc
- AC COIL of this relay comes without TUV/UL Approved.



UL FILE NO.: E126157  
CUL FILE NO.: E126157

## ORDERING INFORMATION

L901   A   —   12   A   L  
1                    2                    3                    4                    5

1. Type

L901 : Double Connect Type1  
(PCB Terminal and Quick Connect Terminal)

2. Contact Arrangement

Nil: 1 Form C (1 PDT)  
A : 1 Form A ( 1PST-NO)  
B : 1 Form B( 1PST-NC)

3. Coil Nominal Voltage

4. Coil Nominal Voltage Type

D: DC  
A : AC  
5.L:40A

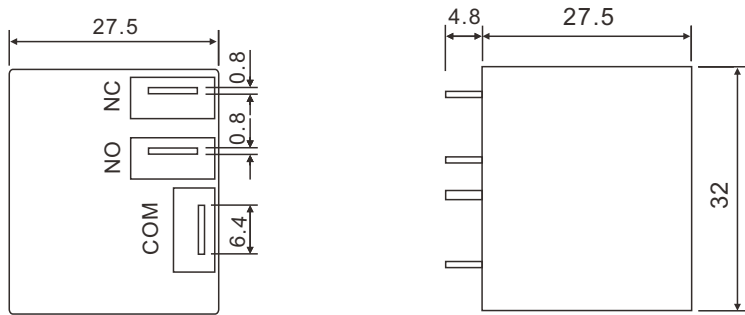
## COIL DATA(at 25°C)

| DC 0.93 W                  |                            |                             |                              | AC 1.2 VA                      |                            |                             |                              |
|----------------------------|----------------------------|-----------------------------|------------------------------|--------------------------------|----------------------------|-----------------------------|------------------------------|
| Coil Nominal Voltage (VDC) | Resistance Tol.±10% (Ohms) | Maximum Pick Up Voltage (V) | Minimum Drop Out Voltage (V) | Coil Nominal Voltage (50/60Hz) | Resistance Tol.±10% (Ohms) | Maximum Pick Up Voltage (V) | Minimum Drop Out Voltage (V) |
| 5                          | 27                         | 3.75                        | 0.5                          | 6                              | 10                         | 5.1                         | 0.6                          |
| 6                          | 40                         | 4.5                         | 0.6                          | 12                             | 43                         | 10.2                        | 1.2                          |
| 9                          | 97                         | 6.75                        | 0.9                          | 24                             | 160                        | 20.4                        | 2.4                          |
| 12                         | 155                        | 9.0                         | 1.2                          | 110                            | 3,160                      | 93.5                        | 11.0                         |
| 18                         | 380                        | 13.5                        | 1.8                          | 220                            | 13,490                     | 187.0                       | 22.0                         |
| 24                         | 660                        | 18.0                        | 2.4                          |                                |                            |                             |                              |
| 48                         | 2,560                      | 36.0                        | 4.8                          |                                |                            |                             |                              |

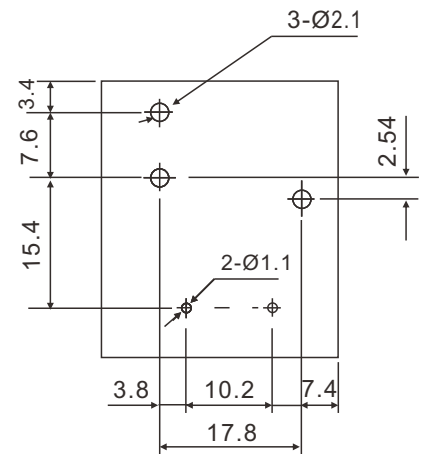
## CONTACT RATING

|             |                       |                    |                    |                 |
|-------------|-----------------------|--------------------|--------------------|-----------------|
| 1A(1PST-NO) | Resistive (Cos.θ = 1) | AC 240V / 30A      | AC 277V / 20A      | DC 30V / 20A    |
| 1B(1PST-NC) | Resistive (Cos.θ = 1) | AC 240V / 20A      | AC 277V / 15A      | DC 30V / 10A    |
| 1C(1PDT)    | Resistive (Cos.θ = 1) | NO : AC 240V / 30A | NO : AC 277V / 20A | NO:DC 30V / 20A |
|             | Resistive (Cos.θ = 1) | NC : AC 240V / 20A | NC : AC 277V / 15A | NC:DC 30V / 10A |
| L:1C(1PDT)  | Resistive (Cos.θ = 1) | AC 240V/DC 30V     |                    | 40A             |

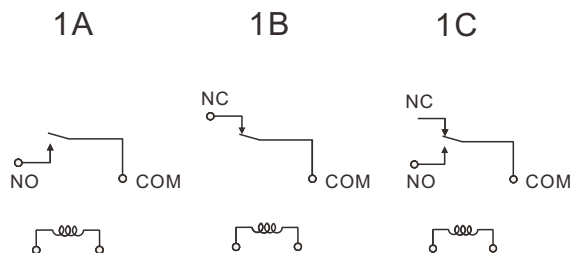
## DIMENSIONS(±0.2mm)



### P.C.B LAYOUT (BOTTOM VIEW)



### WIRING DIAGRAM(BOTTOM VIEW)



## GENERAL DATA

|                       |   |
|-----------------------|---|
| Insulation Resistance | 100 MΩ Min. (DC 500V)                                   |
| Dielectric Strength   | 1,500 VAC, 50/60Hz between contact.                     |
|                       | 2,000 VAC, 50/60Hz between all elements.                |
| Contact Material      | Ag Alloy.   |
| Contact Resistance    | 50 milliohms max. ( initial value )                     |
| Shock Resistance      | Malfunction: 10G(11ms) ; Destructive: 100G(6ms)         |
| Vibration Resistance  | Malfunction: 10 to 55 Hz. at Double Amplitude of 1.5 mm |
|                       | Destructive: 10 to 55 Hz. at Double Amplitude of 1.5 mm |
| Operation Time        | 15 ms max.  |
| Release Time          | 10 ms max.  |
| Temperature Range     | - 40°C ~ + 85°C   |
| Expected Life         | With operation rate 30/min.                             |
|                       | Mechanical - 10,000,000 operations min.                 |
|                       | Electrical - 100,000 operations min. at rated load.     |
| Weight                | 32 grams  |