



***NETWORK & IP CABLE
CATALOG***

DEAR BUSINESS PARTNERS,

ZION COMMUNICATION is a professional signal products and security system products provider. We believe on investing and building strong R&D capabilities for new technology and innovation. We have a strong R&D team and skilled workers, also with the advanced machines and modern factories which can provide our customers with outstanding quality, service. Our company keep on investing other factories and build up strong cooperation with other companies too to provide whole products and systems in signal field and security systems to satisfy customers orders inquire.

ZION COMMUNICATION 's management and international sales teams are committed to our customers' utmost satisfaction. Our experienced team experts strives to service every inquiry, quote, and order quickly and efficiently, meeting and often exceeding customers' expectations.

ZION COMMUNICATION is keep on developing in healthy and reasonable speed, and welcome to be partners of us.

Best wishes,

A handwritten signature in black ink that reads "Michael". The signature is fluid and cursive, with a long vertical stroke extending downwards from the end of the name.

Michael Xsu






Factory And Production Equipment 1




Quality Control 2




Network & IP Cable Description 3




CAT5E products list 4



CAT6 products list 10



CAT6A products list 14




CAT7 & CAT7A products list 20



Patch cord 22



Packing 29



Factory And Production Equipment



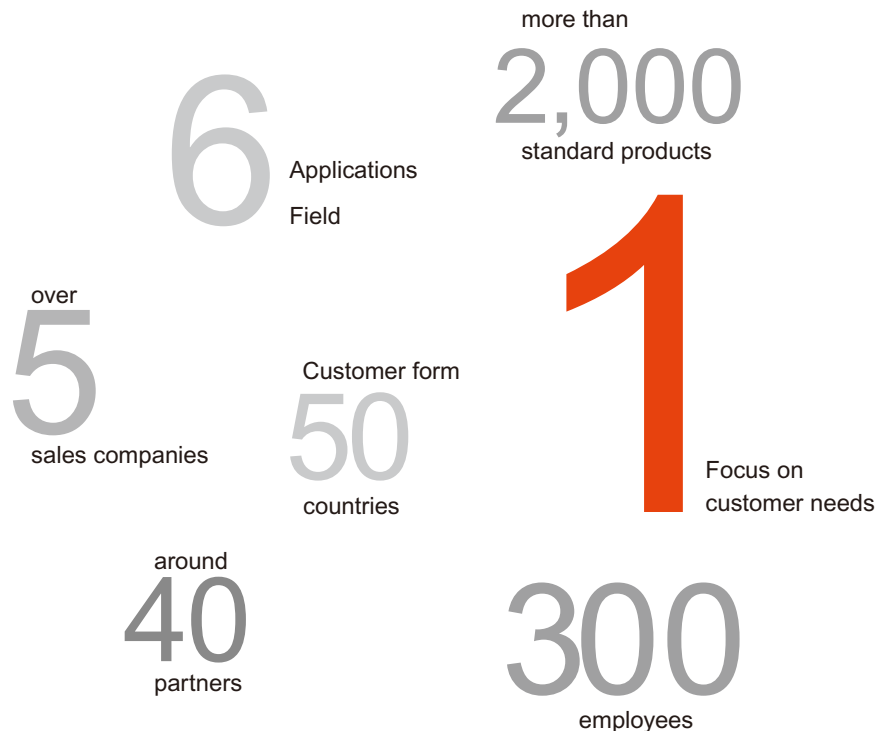
Quality Control

Consistent quality is the key to develop long-term business relationship; therefore ZION COMMUNICATION valued consistent quality throughout every phase of manufacturing process.

From raw materials to final products, we perform intense quality checks to maintain our product quality.



Since quality is the buzz word today & each customer/consumer wants it in totality. Our quality policy & work philosophy stresses towards total customer satisfaction. We have well defined interdepartmental as well as intra Departmental Network Blocks where complete monitoring of job works is done. A well trained staff/Dedicated sales /Excelled production force all strive continuously delivering better services to the customer. An ISO-9002 certification is an affidavit to it which consolidates our verdict for quality.





MAKING QUALITY A PRIORITY

Quality Control

A highlight of ZION COMMUNICATION is its emphasis on Quality Control, Quality Audit and Quality Assurance in the spheres of manufacturing activities and service, i.e. from RAW MATERIAL TO FINAL PRODUCTS to CUSTOMER SUPPORT SERVICES.

Electrolytic Copper & Aluminum ensures longer life for conductor. Bunching/twisting of ministrants as per international standards. Proper annealing gives softness & flexibility.

Insulation -grade PVC stands high temperatures.
Higher DI-electric strength insulation used.
Weather proof sheathing/insulation material.
Grease/Oil resistant properties.
Voltage fluctuations don't affect.
Resistant to fire hazards.
Self fire-extinguishing & flame proof cables.
Rigid quality controls conforms to-specification.
Chemicals and microbiological attacks don't affect.
No damage due to severe bending while laying.
Immune to fluctuations in temperatures.
Fire Insurance approved.

Description Design

Cable with Copper / Aluminium Conductors PVC insulated colour coded cores laid extruded PVC inner sheathed overall PVC sheathed armored / unarmored cables.

Tests

Testing is a very important part of cable manufacture and all raw materials and finished cables must be thoroughly tested to ensure the quality of cables. ZION COMMUNICATION has a well equipped test fields and electrical, mechanical and chemical laboratories capable of carrying out all tests which are required as per relevant specifications. The most modern testing equipment is installed in these laboratories.





Description

A data center is a facility used to computer systems and associated components, such as telecommunications and storage systems. And it is always used by Governments, Militaries, Airports and IT Companies. ZION COMMUNICATION provides network cables from short run applications to the most critical long distance applications. Our network cables offer optimum performance for main distribution use in data center systems where extended cable runs are required. Our network cables are available to support main brand, such as CISCO, SIEMON, SCHNEIDER, HUAWEI and more. All network cables from ZION COMMUNICATION comply with international standards within the industry. And ZION COMMUNICATION network cables are available as UL and with a CM, CMR or CMP rating, and CPR certificates.

Price:

You can get ultimate reasonable factory price of the Network & IP Cable itself from us!

Service:

You will enjoy best service from our export team on price for import and export, shipping time, documents and custom policy, which will save cost ultimately and create biggest value for you.

Quality Guarantee:

You will received 100% quality pass testing before sending to our customers; also we are responsible for all products during it's normal lifetime.





U/UTP CAT5E Twisted Pair Installation Cable



Catalog No.	Cond.Type	Insulation	InsulationColors	Out Jacket
U/UTP CAT 5E BC PE NO.7112101	4×2×(24 AWG Solid BC)	0.91 mm HDPE		5.1mm PE
U/UTP CAT 5E BC PVC NO.7112102	4×2×(24 AWG Solid BC)	0.91 mm HDPE		5.1mm PVC
U/UTP CAT 5E BC PVC CM NO.7112103	4×2×(24 AWG Solid BC)	0.91 mm HDPE		5.1mm PVC CM
U/UTP CAT 5E BC PVC CMR NO.7112104	4×2×(24 AWG Solid BC)	0.91 mm HDPE		5.1mm PVC CMR
U/UTP CAT 5E BC PVC CMP NO.7112105	4×2×(24 AWG Solid BC)	0.85 mm FEP		5.1mm PVCCMP
U/UTP CAT 5E BC LSZH NO.7112106	4×2×(24 AWG Solid BC)	0.91 mm HDPE		5.1mm LSZH

F/UTP CAT5E Twisted Pair Installation Cable



Catalog No.	Cond.Type	Insulation	InsulationColors	Shield	Drain Wire	Overall Shield	Out Jacket
F/UTP CAT 5E BC PE NO.7112111	4×2×(24 AWG Solid BC)	1.03 mm HDPE		PET	0.40mm TC	Al/PET Foil	6.3 mm PE
F/UTP CAT 5E BC PVC NO.7112112	4×2×(24 AWG Solid BC)	1.03 mm HDPE		PET	0.40mm TC	Al/PET Foil	6.3 mm PVC
F/UTP CAT 5E BC PVC CM NO.7112113	4×2×(24 AWG Solid BC)	1.03 mm HDPE		PET	0.40mm TC	Al/PET Foil	6.3 mm PVC CM
F/UTP CAT 5E BC PVC CMR NO.7112114	4×2×(24 AWG Solid BC)	1.03 mm HDPE		PET	0.40mm TC	Al/PET Foil	6.3 mm PVC CMR
F/UTP CAT 5E BC PVC CMP NO.7112115	4×2×(24 AWG Solid BC)	1.03 mm FEP		PET	0.40mm TC	Al/PET Foil	6.3 mm PVC CMR
F/UTP CAT 5E BC LSZH NO.7112116	4×2×(24 AWG Solid BC)	1.03 mm HDPE		PET	0.40mm TC	Al/PET Foil	6.3 mm LSZH



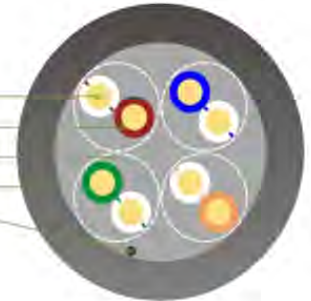
U/UTP CAT 5E Twisted Pair Installation Cable



Construction

Conductor: 24 AWG Solid Bare Copper
 Pairs: 4 Pairs
 Insulation: HDPE
 Insulation Colors: Blue, White/Blue ; Orange, White/Orange
 Colors: Green, White/Green; Brown, White/Brown
 Rip Cord: Cotton
 Out Jacket: 5.1±0.2 mm

Copper Conductor
 HDPE Insulation
 Pair
 Jacket
 Rip Cord



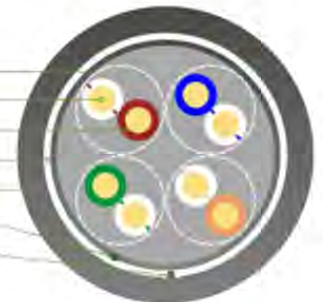
F/UTP CAT 5E Twisted Pair Installation Cable



Construction

Conductor: 24 AWG Solid Bare Copper
 Pairs: 4 Pairs
 Insulation: HDPE
 Insulation Colors: Blue, White/Blue ; Orange, White/Orange
 Colors: Green, White/Green; Brown, White/Brown
 Rip Cord: Cotton
 Drain Wire: 0.40±0.005mm TC
 Overall Shield: Al/Pet Foil, Foil face out
 Out Jacket: 6.3±0.2 mm

PET
 Copper Conductor
 HDPE Insulation
 Aluminum Foil
 Jacket
 Drain Wire
 Rip Cord



Application

Suitable for structured premises cabling;
 Transmission of digital & analogue voice & data signals;
 Especially suitable for all Class FA applications;
 ISDN, Ethernet 10 Base-T, Fast Ethernet 100Base-T,
 Gigabit Ethernet 1000Base-T, 10G Base-T. (IEEE 802.3);
 Token Ring 4/16Mbit/s, TP-PMD/TP/DDI 125Mbit/s,
 ATM 155Mbits/s. (IEEE 802.5).

Standard

IEC / ISO 61156-5 ; ISO / IEC 11801; ANSI / TIA568C.2

Order Information

PVC / CMX / CM / CMR / CMP / LSZH / LDPE

Electrical Characteristics

Impedance	1 - 250MHz 100±15 Ohms
Insulation Resistance	> 5000M Ω *KM
Dielectric strength	DC 2500V 2S
Max. Conductor DC Resistance 20°C	9.5 Ohms/100m
Res. unbalance (%)	Max. 2.5
Pair to Ground Capacitance Unbalance	330 pF/100m
Transfer Impedance	Max 10 mOhms/m @100Mhz
Installation temp.	0 - 50°C
Operation temp.	-20 - 75°C

Performance Characteristics

Frequency	RL (Min.)	Insertion Loss(Max.)	Propagation Delay (Max.)	Delay Skew(Max.)	NEXT (Min.)	PSNEXT (Min.)	ELNEXT (Min.)	PSELNEXT (Min.)
MHz	dB	dB/100m	ns/100m	ns/100m	dB	dB	dB/100m	dB/100m
1	20.0	2.2	570.0	45.0	65.0	62.0	61.0	61.0
4	23.0	4.2	552.0	45.0	56.0	53.0	48.0	48.0
10	25.0	6.5	545.0	45.0	50.0	47.0	41.0	41.0
16	25.0	8.4	543.0	45.0	47.0	44.0	36.0	36.0
20	25.0	9.3	542.0	45.0	45.0	42.0	34.0	34.0
31.25	23.6	11.6	540.0	45.0	42.0	39.0	31.0	31.0
62.5	21.5	17.0	539.0	45.0	38.0	35.0	25.0	25.0
100	20.1	22.0	538.0	45.0	35.0	32.0	21.0	21.0



SF/UTP CAT5E Twisted Pair Installation Cable



Catalog No.	Cond.Type	Insulation	InsulationColors	Shield1	Drain Wire	Shield2	Shield3	Out Jacket
SF/UTP CAT 5E BC PE NO. 7112121	4×2×(24 AWG Solid BC)	1.03 mm HDPE		PET	0.40mm TC	Al/PET Foil	Tinned Copper Braid	6.5 mm PE
SF/UTP CAT 5E BC PE NO. 7112121	4×2×(24 AWG Solid BC)	1.03 mm HDPE		PET	0.40mm TC	Al/PET Foil	Tinned Copper Braid	6.5 mm PE
SF/UTP CAT 5E BC PE NO. 7112121	4×2×(24 AWG Solid BC)	1.03 mm HDPE		PET	0.40mm TC	Al/PET Foil	Tinned Copper Braid	6.5 mm PE
SF/UTP CAT 5E BC PE NO. 7112121	4×2×(24 AWG Solid BC)	1.03 mm HDPE		PET	0.40mm TC	Al/PET Foil	Tinned Copper Braid	6.5 mm PE
SF/UTP CAT 5E BC PE NO. 7112121	4×2×(24 AWG Solid BC)	1.03 mm HDPE		PET	0.40mm TC	Al/PET Foil	Tinned Copper Braid	6.5 mm PE
SF/UTP CAT 5E BC PE NO. 7112121	4×2×(24 AWG Solid BC)	1.03 mm HDPE		PET	0.40mm TC	Al/PET Foil	Tinned Copper Braid	6.5 mm PE

U/UTP CAT5E Twisted Pair Steel Messenge Cable



Catalog No.	Cond.Type	Insulation	InsulationColors	Out Jacket	Messenger
U/UTP CAT 5E BC PE M NO. 7112131	4×2×(24 AWG Solid BC)	0.91 mm HDPE		5.1mm PE	1.3 mm Stranged Steel
U/UTP CAT 5E BC PVC M NO. 7112132	4×2×(24 AWG Solid BC)	0.91 mm HDPE		5.1mm PVC	1.3 mm Stranged Steel
U/UTP CAT 5E BC PVC CM M NO.7112133	4×2×(24 AWG Solid BC)	0.91 mm HDPE		5.1mm PVC CM	1.3 mm Stranged Steel
U/UTP CAT 5E BC PVC CMR M NO.7112134	4×2×(24 AWG Solid BC)	0.91 mm HDPE		5.1mm PVC CMR	1.3 mm Stranged Steel
U/UTP CAT 5E BC PVC CMP M NO.7112135	4×2×(24 AWG Solid BC)	0.91 mm FEP		5.1mm PVC CMP	1.3 mm Stranged Steel
U/UTP CAT 5E BC LSZHM NO.7112136	4×2×(24 AWG Solid BC)	0.91 mm HDPE		5.1mm LSZH	1.3 mm Stranged Steel



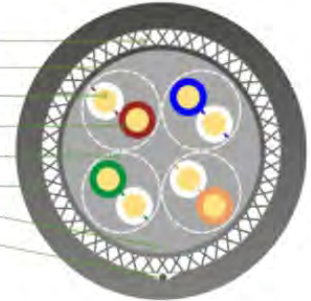
SF/UTP CAT 5E Twisted Pair Installation Cable



Construction

Conductor: 24 AWG Solid Bare Copper
 Pairs: 4 Pairs
 Insulation: HDPE
 Insulation: Blue,White/Blue ; Orange,White/Orange
 Colors: Green,White/Green; Brown,White/Brown
 Rip Cord: Cotton
 Drain Wire: 0.40±0.005mm TC
 Overall Shield: Al/Pet Foil,Foil face out+Tinned Copper Braid
 Out Jacket: 6.5±0.2 mm

Braid
 PET
 Copper Conductor
 HDPE Insulation
 Pair
 Jacket
 Aluminum Foil
 Rip Cord



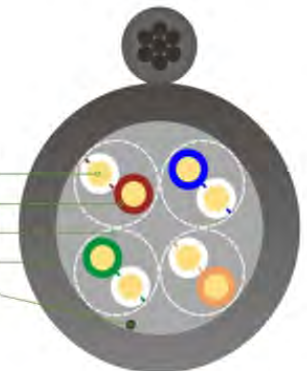
U/UTP CAT 5E Twisted Pair Steel Messenger Cable



Construction

Conductor: 24 AWG Solid Bare Copper
 Pairs: 4 Pairs
 Insulation: HDPE
 Insulation: Blue,White/Blue ; Orange,White/Orange
 Colors: Green,White/Green; Brown,White/Brown
 Rip Cord: Cotton
 Out Jacket: 5.1±0.2 mm
 Messenger: Stranded Steel

Copper Conductor
 HDPE Insulation
 Pair
 Jacket
 Rip Cord



Application

Suitable for structured premises cabling;
 Transmission of digital & analogue voice & data signals;
 Especially suitable for all Class FA applications;
 ISDN, Ethernet 10 Base-T, Fast Ethernet 100Base-T,
 Gigabit Ethernet 1000Base-T, 10G Base-T. (IEEE 802.3);
 Token Ring 4/16Mbit/s, TP-PMD/TP/DDI 125Mbit/s,
 ATM 155Mbit/s. (IEEE 802.5).

Standard

IEC / ISO 61156-5 ; ISO / IEC 11801; ANSI / TIA568C.2

Order Information

PVC / CMX / CM / CMR / CMP / LSZH / LDPE

Electrical Characteristics

Impedance	1 - 250MHz 100±15 Ohms
Insulation Resistance	>5000M Ω *KM
Dielectric strength	DC 2500V 2S
Max. Conductor DC Resistance 20°C	9.5 Ohms/100m
Res. unbalance (%)	Max. 2.5
Pair to Ground Capacitance Unbalance	330 pF/100m
Transfer Impedance	Max 10 mOhms/m @100Mhz
Installation temp.	0 - 50°C
Operation temp.	-20 - 75°C

Performance Characteristics

Frequency	RL (Min.)	Insertion Loss(Max.)	Propagation Delay (Max.)	Delay Skew(Max.)	NEXT (Min.)	PSNEXT (Min.)	ELNEXT (Min.)	PSELNEXT (Min.)
MHz	dB	dB/100m	ns/100m	ns/100m	dB	dB	dB/100m	dB/100m
1	20.0	2.2	570.0	45.0	65.0	62.0	61.0	61.0
4	23.0	4.2	552.0	45.0	56.0	53.0	48.0	48.0
10	25.0	6.5	545.0	45.0	50.0	47.0	41.0	41.0
16	25.0	8.4	543.0	45.0	47.0	44.0	36.0	36.0
20	25.0	9.3	542.0	45.0	45.0	42.0	34.0	34.0
31.25	23.6	11.6	540.0	45.0	42.0	39.0	31.0	31.0
62.5	21.5	17.0	539.0	45.0	38.0	35.0	25.0	25.0
100	20.1	22.0	538.0	45.0	35.0	32.0	21.0	21.0



F/UTP CAT5E Twisted Pair Steel Messenger Cable



Catalog No.	Cond.Type	Insulation	InsulationColors	Shield 1	Drain Wire	Shield	Out Jacket	Messenger
F/UTP CAT 5E BC PE M NO. 7112141	4×2×(24 AWG Solid BC)	1.03 mm HDPE		PET	0.40mm TC	Al/PET Foil	6.3 mm PE	1.3 mm Steel
F/UTP CAT 5E BC PVC M NO. 7112142	4×2×(24 AWG Solid BC)	1.03 mm HDPE		PET	0.40mm TC	Al/PET Foil	6.3 mm PVC	1.3 mm Steel
F/UTP CAT 5E BC PVC CM M NO. 7112143	4×2×(24 AWG Solid BC)	1.03 mm HDPE		PET	0.40mm TC	Al/PET Foil	6.3 mm PVC CM	1.3 mm Steel
F/UTP CAT 5E BC PVC CMR M NO. 7112144	4×2×(24 AWG Solid BC)	1.03 mm HDPE		PET	0.40mm TC	Al/PET Foil	6.3 mm PVC CMR	1.3 mm Steel
F/UTP CAT 5E BC PVC CMP M NO. 7112145	4×2×(24 AWG Solid BC)	1.03 mm HDPE		PET	0.40mm TC	Al/PET Foil	6.3 mm PVC CMR	1.3 mm Steel
F/UTP CAT 5E BC LSZHM NO. 7112146	4×2×(24 AWG Solid BC)	1.03 mm HDPE		PET	0.40mm TC	Al/PET Foil	6.3 mm LSZH	1.3 mm Steel

U/UTP Dual CAT5E Twisted Pair Installation Cable



Catalog No.	Cond.Type	Insulation	InsulationColors	Out Jacket
U/UTP Dual CAT 5E BC PE NO.7112151	2×4×2×(24 AWG Solid BC)	0.91 mm HDPE		(5.2×10.4) mm PE
U/UTP Dual CAT 5E BC PVC NO. 7112152	2×4×2×(24 AWG Solid BC)	0.91 mm HDPE		(5.2×10.4) mm PVC
U/UTP Dual CAT 5E BC PVC CM NO.7112153	2×4×2×(24 AWG Solid BC)	0.91 mm HDPE		(5.2×10.4) mm PVC CM
U/UTP Dual CAT 5E BC PVC CMR NO.7112154	2×4×2×(24 AWG Solid BC)	0.91 mm HDPE		(5.2×10.4) mm PVC CMR
U/UTP Dual CAT 5E BC PVC CMP NO.7112155	2×4×2×(24 AWG Solid BC)	0.85 mm HDPE		(5.2×10.4) mm PVC CMP
U/UTP Dual CAT 5E BC LSZH NO.7112156	2×4×2×(24 AWG Solid BC)	0.91 mm HDPE		(5.2×10.4) mm LSZH



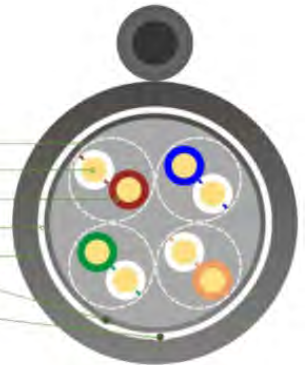
F/UTP CAT 5E Twisted Pair Steel Messenger Cable



Construction

Conductor:	24 AWG Solid Bare Copper
Pairs:	4 Pairs
Insulation:	HDPE
Insulation Colors:	Blue,White/Blue ; Orange,White/Orange
Colors:	Green,White/Green; Brown,White/Brown
Rip Cord:	Cotton
Drain Wire	0.40±0.005mm TC
Overall Shield	Al/Pet Foil,Foil face out
Out Jacket:	6.3±0.2 mm
Messenger	Stranged Steel

PET
Copper Conductor
HDPE Insulation
Aluminum Foil
Jacket
Drain Wire
Rip Cord



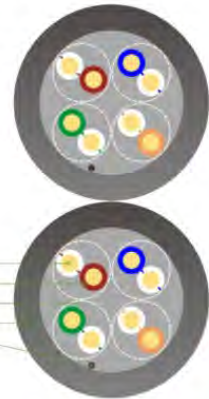
U/UTP Dual CAT 5E Twisted Pair Installation Cable



Construction

Conductor:	24 AWG Solid Bare Copper
Pairs:	4 Pairs
Insulation:	HDPE
Insulation Colors:	Blue,White/Blue ; Orange,White/Orange
Colors:	Green,White/Green; Brown,White/Brown
Rip Cord:	Cotton
Out Jacket:	(5.2×10.4) ±0.2 mm

Copper Conductor
HDPE Insulation
Pair
Jacket
Rip Cord



Application

Suitable for structured premises cabling;
Transmission of digital & analogue voice & data signals;
Especially suitable for all Class FA applications;
ISDN, Ethernet 10 Base-T, Fast Ethernet 100Base-T,
Gigabit Ethernet 1000Base-T, 10G Base-T. (IEEE 802.3);
Token Ring 4/16Mbit/s, TP-PMD/TP/DDI 125Mbit/s,
ATM 155Mbits/s. (IEEE 802.5).

Standard

IEC / ISO 61156-5 ; ISO / IEC 11801; ANSI / TIA568C.2

Order Information

PVC / CMX / CM / CMR / CMP / LSZH / LDPE

Electrical Characteristics

Impedance	1 - 250MHz 100±15 Ohms
Insulation Resistance	>5000M Ω *KM
Dielectric strength	DC 2500V 2S
Max. Conductor DC Resistance 20°C	9.5 Ohms/100m
Res. unbalance (%)	Max. 2.5
Pair to Ground Capacitance Unbalance	330 pF/100m
Transfer Impedance	Max 10 mOhms/m @100Mhz
Installation temp.	0 - 50°C
Operation temp.	-20 - 75°C

Performance Characteristics

Frequency	RL (Min.)	Insertion Loss(Max.)	Propagation Delay (Max.)	Delay Skew(Max.)	NEXT (Min.)	PSNEXT (Min.)	ELNEXT (Min.)	PSELNEXT (Min.)
MHz	dB	dB/100m	ns/100m	ns/100m	dB	dB	dB/100m	dB/100m
1	20.0	2.2	570.0	45.0	65.0	62.0	61.0	61.0
4	23.0	4.2	552.0	45.0	56.0	53.0	48.0	48.0
10	25.0	6.5	545.0	45.0	50.0	47.0	41.0	41.0
16	25.0	8.4	543.0	45.0	47.0	44.0	36.0	36.0
20	25.0	9.3	542.0	45.0	45.0	42.0	34.0	34.0
31.25	23.6	11.6	540.0	45.0	42.0	39.0	31.0	31.0
62.5	21.5	17.0	539.0	45.0	38.0	35.0	25.0	25.0
100	20.1	22.0	538.0	45.0	35.0	32.0	21.0	21.0



U/UTP CAT6 Twisted Pair Installation Cable



Catalog No.	Cond.Type	Insulation	InsulationColors	Filler	Out Jacket
U/UTP CAT 6 BC PE NO.7112201	4×2×(23 AWG Solid BC)	1.02 mm HDPE		Cross Filler	6.4mm PE
U/UTP CAT 6 BC PVC NO.7112202	4×2×(23 AWG Solid BC)	1.02 mm HDPE		Cross Filler	6.4mm PVC
U/UTP CAT 6 BC PVC CM NO.7112203	4×2×(23 AWG Solid BC)	1.02 mm HDPE		Cross Filler	6.4mm PVC CM
U/UTP CAT 6 BC PVC CMR NO.7112204	4×2×(23 AWG Solid BC)	1.02 mm HDPE		Cross Filler	6.4mm PVC CMR
U/UTP CAT 6 BC PVC CMP NO.7112205	4×2×(23 AWG Solid BC)	1.02 mm FEP		Cross Filler	6.4mm PVC CMP
U/UTP CAT 6 BC LSZH NO.7112206	4×2×(23 AWG Solid BC)	1.02 mm HDPE		Cross Filler	6.4mm LSZH

F/UTP CAT5E Twisted Pair Installation Cable



Catalog No.	Cond.Type	Insulation	InsulationColors	Filler	Shield 1	Drain Wire	Shield 2	Out Jacket
F/UTP CAT 6 BC PE NO.7112211	4×2×(23 AWG Solid BC)	1.14 mm HDPE		Cross Filler	PET	0.40mm TC	Al/PET Foil	7.6mm PE
F/UTP CAT 6 BC PVC NO.7112212	4×2×(23 AWG Solid BC)	1.14 mm HDPE		Cross Filler	PET	0.40mm TC	Al/PET Foil	7.6mm PVC
F/UTP CAT 6 BC PVC CM NO.7112213	4×2×(23 AWG Solid BC)	1.14 mm HDPE		Cross Filler	PET	0.40mm TC	Al/PET Foil	7.6mm PVC CM
F/UTP CAT 6 BC PVC CMR NO.7112214	4×2×(23 AWG Solid BC)	1.14 mm HDPE		Cross Filler	PET	0.40mm TC	Al/PET Foil	7.6mm PVC CMR
F/UTP CAT 6 BC PVC CMP NO.7112215	4×2×(23 AWG Solid BC)	1.14 mm FEP		Cross Filler	PET	0.40mm TC	Al/PET Foil	7.6mm PVC CMP
F/UTP CAT 6 BC LSZH NO.7112216	4×2×(23 AWG Solid BC)	1.14 mm HDPE		Cross Filler	PET	0.40mm TC	Al/PET Foil	7.6mm LSZH



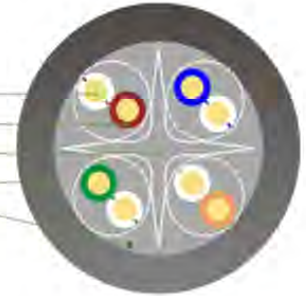
U/UTP CAT 6 Twisted Pair Installation Cable



Construction

Conductor: 23 AWG Solid Bare Copper
 Pairs: 4 Pairs
 Insulation: HDPE
 Insulation: Blue,White/Blue ; Orange,White/Orange
 Colors: Green,White/Green; Brown,White/Brown
 Rip Cord: Cotton
 Out Jacket: 6.4±0.2 mm

Conductor
 HDPE Insulation
 Cross Filler
 Jacket
 Rip Cord



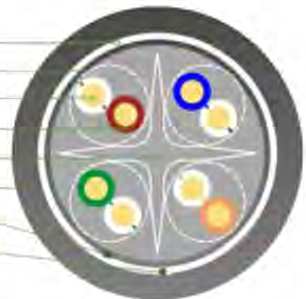
F/UTP CAT 6 Twisted Pair Installation Cable



Construction

Conductor: 23 AWG Solid Bare Copper
 Pairs: 4 Pairs
 Insulation: HDPE
 Insulation: Blue,White/Blue ; Orange,White/Orange
 Colors: Green,White/Green; Brown,White/Brown
 Rip Cord: Cotton
 Drain Wire: 0.40±0.005mm TC
 Overall Shield: Al/Pet Foil,Foil face out
 Out Jacket: 7.6 ±0.2 mm

Aluminum Foil
 PET
 Conductor
 HDPE Insulation
 Cross Filler
 Jacket
 Drain Wire
 Rip Cord



Application

Suitable for structured premises cabling;
 Transmission of digital & analogue voice & data signals;
 Especially suitable for all Class FA applications;
 ISDN, Ethernet 10 Base-T, Fast Ethernet 100Base-T,
 Gigabit Ethernet 1000Base-T, 10G Base-T. (IEEE 802.3);
 Token Ring 4/16Mbit/s, TP-PMD/TP/DDI 125Mbit/s,
 ATM 155Mbit/s. (IEEE 802.5).

Standard

IEC / ISO 61156-5 ; ISO / IEC 11801; ANSI / TIA568C.2

Order Information

PVC / CMX / CM / CMR / CMP / LSZH / LDPE

Electrical Characteristics

Impedance	1 - 250MHz 100±15 Ohms
Insulation Resistance	>5000M Ω *KM
Dielectric strength	DC 2500V 2S
Max. Conductor DC Resistance 20℃	8.4 Ohms/100m
Res. unbalance (%)	Max. 2.5
Pair to Ground Capacitance Unbalance	330 pF/100m
Transfer Impedance	Max 10 mOhms/m @100Mhz
Installation temp.	0 - 50℃
Operation temp.	-20 - 75℃

Performance Characteristics

Frequency	RL (Min.)	Insertion Loss(Max.)	Propagation Delay (Max.)	Delay Skew(Max.)	NEXT (Min.)	PSNEXT (Min.)	ELNEXT (Min.)	PSELNEXT (Min.)
MHz	dB	dB/100m	ns/100m	ns/100m	dB	dB	dB/100m	dB/100m
1	20.0	2.0	570.0	45.0	74.0	72.0	67.8	64.8
4	23.0	3.8	552.0	45.0	65.0	63.0	55.7	52.7
10	25.0	6.0	545.0	45.0	59.0	57.0	47.8	44.8
16	25.0	7.6	543.0	45.0	56.0	54.0	43.7	40.7
20	25.0	8.5	542.0	45.0	55.0	53.0	41.7	38.7
31.25	23.6	10.7	540.0	45.0	52.0	50.0	37.9	34.9
62.5	21.5	15.4	539.0	45.0	47.0	45.0	31.8	28.8
100	20.1	19.8	538.0	45.0	44.3	42.3	27.8	24.8
200	18.0	29.0	537.0	45.0	39.7	37.7	21.7	18.7
250	17.3	32.8	536.0	45.0	38.0	36.0	19.8	16.8



SF/UTP CAT6 Twisted Pair Installation Cable



Catalog No.	Cond.Type	Insulation	InsulationColors	Filler	Shield1	Drain Wire	Shield2	Shield3	Out Jacket
SF/UTP CAT 6 BC PE NO. 7112221	4×2×(23 AWG Solid BC)	1.14 mm HDPE		Cross Filler	PET	0.40mm TC	Al/PET Foil	Tinned Copper Braid	8.1mm PE
SF/UTP CAT 6 BC PVC NO. 7112222	4×2×(23 AWG Solid BC)	1.14 mm HDPE		Cross Filler	PET	0.40mm TC	Al/PET Foil	Tinned Copper Braid	8.1mm PVC
SF/UTP CAT 6 BC PVC CM NO. 7112223	4×2×(23 AWG Solid BC)	1.14 mm HDPE		Cross Filler	PET	0.40mm TC	Al/PET Foil	Tinned Copper Braid	8.1mm PVC CM
SF/UTP CAT 6 BC PVC CMR NO. 7112224	4×2×(23 AWG Solid BC)	1.14 mm HDPE		Cross Filler	PET	0.40mm TC	Al/PET Foil	Tinned Copper Braid	8.1mm PVC CMR
SF/UTP CAT 6 BC PVC CMP NO. 7112225	4×2×(23 AWG Solid BC)	1.14 mm FEP		Cross Filler	PET	0.40mm TC	Al/PET Foil	Tinned Copper Braid	8.1mm PVC CMP
SF/UTP CAT 6 BC LSZH NO. 7112226	4×2×(23 AWG Solid BC)	1.14 mm HDPE		Cross Filler	PET	0.40mm TC	Al/PET Foil	Tinned Copper Braid	8.1mm LSZH

U/UTP Dual CAT6 Twisted Pair Installation Cable



Catalog No.	Cond.Type	Insulation	InsulationColors	Filler	Out Jacket
U/UTP Dual CAT 6 BC PE NO. 7112231	2×4×2×(23 AWG Solid BC)	1.02 mm HDPE		Cross Filler	(6.6×13.2)mm PE
U/UTP Dual CAT 6 BC PVC NO. 7112232	2×4×2×(23 AWG Solid BC)	1.02 mm HDPE		Cross Filler	(6.6×13.2)mm PVC
U/UTP Dual CAT 6 BC PVC CM NO. 7112233	2×4×2×(23 AWG Solid BC)	1.02 mm HDPE		Cross Filler	(6.6×13.2)mm PVC CM
U/UTP Dual CAT 6 BC PVC CMR NO. 7112234	2×4×2×(23 AWG Solid BC)	1.02 mm HDPE		Cross Filler	(6.6×13.2)mm PVC CMR
U/UTP Dual CAT 6 BC PVC CMP NO. 7112235	2×4×2×(23 AWG Solid BC)	1.02 mm FEP		Cross Filler	(6.6×13.2)mm PVC CMP
U/UTP Dual CAT 6 BC LSZH NO. 7112236	2×4×2×(23 AWG Solid BC)	1.02 mm HDPE		Cross Filler	(6.6×13.2)mm LSZH



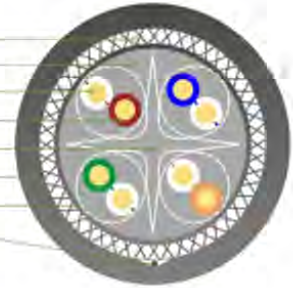
SF/UTP CAT 6 Twisted Pair Installation Cable



Construction

Conductor: 23 AWG Solid Bare Copper
 Pairs: 4 Pairs
 Insulation: HDPE
 Insulation Colors: Blue,White/Blue ; Orange,White/Orange
 Colors: Green,White/Green; Brown,White/Brown
 Rip Cord: Cotton
 Drain Wire: 0.40±0.005mm TC
 Overall Shield: Al/Pet Foil,Foil face out+Tinned Copper Braid
 Out Jacket: 8.1 ±0.2 mm

Braid
 PET
 Copper Conductor
 HDPE Insulation
 Cross Filler
 Jacket
 Aluminum Foil
 Rip Cord



U/UTP Dual CAT 6 Twisted Pair Installation Cable



Construction

Conductor: 23 AWG Solid Bare Copper
 Pairs: 4 Pairs
 Insulation: HDPE
 Insulation Colors: Blue,White/Blue ; Orange,White/Orange
 Colors: Green,White/Green; Brown,White/Brown
 Rip Cord: Cotton
 Out Jacket: (6.5 ×13) ±0.2 mm

Conductor
 HDPE Insulation
 Cross Filler
 Jacket
 Rip Cord



Application

Suitable for structured premises cabling;
 Transmission of digital & analogue voice & data signals;
 Especially suitable for all Class FA applications;
 ISDN, Ethernet 10 Base-T, Fast Ethernet 100Base-T,
 Gigabit Ethernet 1000Base-T, 10G Base-T. (IEEE 802.3);
 Token Ring 4/16Mbit/s, TP-PMD/TP/DDI 125Mbit/s,
 ATM 155Mbits/s. (IEEE 802.5).

Standard

IEC / ISO 61156-5 ; ISO / IEC 11801; ANSI / TIA568C.2

Order Information

PVC / CMX / CM / CMR / CMP / LSZH / LDPE

Electrical Characteristics

Impedance	1 - 250MHz 100±15 Ohms
Insulation Resistance	> 5000M Ω *KM
Dielectric strength	DC 2500V 2S
Max. Conductor DC Resistance 20°C	8.4 Ohms/100m
Res. unbalance (%)	Max. 2.5
Pair to Ground Capacitance Unbalance	330 pF/100m
Transfer Impedance	Max 10 mOhms/m @100Mhz
Installation temp.	0 - 50°C
Operation temp.	-20 - 75°C

Performance Characteristics

Frequency	RL (Min.)	Insertion Loss(Max.)	Propagation Delay (Max.)	Delay Skew(Max.)	NEXT (Min.)	PSNEXT (Min.)	ELNEXT (Min.)	PSELNEXT (Min.)
MHz	dB	dB/100m	ns/100m	ns/100m	dB	dB	dB/100m	dB/100m
1	20.0	2.0	570.0	45.0	74.0	72.0	67.8	64.8
4	23.0	3.8	552.0	45.0	65.0	63.0	55.7	52.7
10	25.0	6.0	545.0	45.0	59.0	57.0	47.8	44.8
16	25.0	7.6	543.0	45.0	56.0	54.0	43.7	40.7
20	25.0	8.5	542.0	45.0	55.0	53.0	41.7	38.7
31.25	23.6	10.7	540.0	45.0	52.0	50.0	37.9	34.9
62.5	21.5	15.4	539.0	45.0	47.0	45.0	31.8	28.8
100	20.1	19.8	538.0	45.0	44.3	42.3	27.8	24.8
200	18.0	29.0	537.0	45.0	39.7	37.7	21.7	18.7
250	17.3	32.8	536.0	45.0	38.0	36.0	19.8	16.8



U/UTP CAT6A Twisted Pair Installation Cable



Catalog No.	Cond.Type	Insulation	Insulation Colors	Filler	Out Jacket
U/UTP CAT 6A BC PE NO. 7112301	4×2×(23 AWG Solid BC)	1.35 mm Skin-Foam-Skin		Cross Filler	7.5mm PE
U/UTP CAT 6A BC PVC NO. 7112302	4×2×(23 AWG Solid BC)	1.35 mm Skin-Foam-Skin		Cross Filler	7.5mm PVC
U/UTP CAT 6A BC PVC CM NO. 7112303	4×2×(23 AWG Solid BC)	1.35 mm Skin-Foam-Skin		Cross Filler	7.5mm PVC CM
U/UTP CAT 6A BC PVC CMR NO. 7112304	4×2×(23 AWG Solid BC)	1.35 mm Skin-Foam-Skin		Cross Filler	7.5mm PVC CMR
U/UTP CAT 6A BC PVC CMP NO. 7112305	4×2×(23 AWG Solid BC)	1.35 mm FEP		Cross Filler	7.5mm PVC CMP
U/UTP CAT 6A BC LSZH NO. 7112306	4×2×(23 AWG Solid BC)	1.35 mm Skin-Foam-Skin		Cross Filler	7.5mm LSZH

F/UTP Double Jacket CAT6A Twisted Pair Installation Cable



Catalog No.	Cond.Type	Insulation	Insulation Colors	Shield 1	Drain Wire	Shield 2	Out Jacket
F/UTP CAT 6A BC PE NO. 7112311	4×2×(23 AWG Solid BC)	1.35 mm Skin-Foam-Skin		PET	0.40mm TC	Al/PET Foil	7.6 mm PE
F/UTP CAT 6A BC PVC M NO. 7112312	4×2×(23 AWG Solid BC)	1.35 mm Skin-Foam-Skin		PET	0.40mm TC	Al/PET Foil	7.6 mm PVC
F/UTP CAT 6A BC PVC M NO. 7112313	4×2×(23 AWG Solid BC)	1.35 mm Skin-Foam-Skin		PET	0.40mm TC	Al/PET Foil	7.6 mm PVC CM
F/UTP CAT 6A BC PVC M NO. 7112314	4×2×(23 AWG Solid BC)	1.35 mm Skin-Foam-Skin		PET	0.40mm TC	Al/PET Foil	7.6 mm PVC CMR
F/UTP CAT 6A BC PVC M NO. 7112315	4×2×(23 AWG Solid BC)	1.35 mm FEP		PET	0.40mm TC	Al/PET Foil	7.6 mm PVC CMR
F/UTP CAT 6A BC PVC M NO. 7112316	4×2×(23 AWG Solid BC)	1.35 mm Skin-Foam-Skin		PET	0.40mm TC	Al/PET Foil	7.6 mm LSZH



U/UTP CAT 6A Twisted Pair Installation Cable

Construction

Conductor: 23 AWG Solid Bare Copper
 Pairs: 4 Pairs
 Insulation: Skin Foam Skin
 Insulation: Blue,White/Blue ; Orange,White/Orange
 Colors: Green,White/Green; Brown,White/Brown
 Rip Cord: Cotton
 Out Jacket: 7.5±0.2 mm

Jacket
 Copper Conductor
 HDPE Insulation
 Cross Filler
 Rip Cord



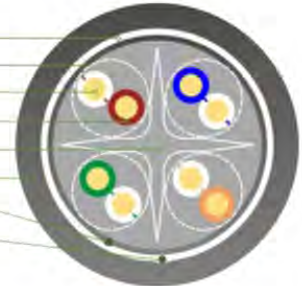
F/UTP Double Jacket CAT 6A Twisted Pair Installation Cable



Construction

Conductor: 23 AWG Solid Bare Copper
 Pairs: 4 Pairs
 Insulation: Skin Foam Skin
 Insulation: Blue,White/Blue ; Orange,White/Orange
 Colors: Green,White/Green; Brown,White/Brown
 Rip Cord: Cotton
 Drain Wire: 0.40±0.005mm TC
 Inner Jacket: 6.2 ±0.2 mm
 Overall Shield: Al/Pet Foil,Foil face out
 Out Jacket: 7.6 ±0.3 mm

Aluminum Foil
 Nner Jacket
 Conductor
 HDPE Insulation
 Cross Filler
 Jacket
 Drain Wire
 Rip Cord



Application

Suitable for structured premises cabling;
 Transmission of digital & analogue voice & data signals;
 Especially suitable for all Class FA applications;
 ISDN, Ethernet 10 Base-T, Fast Ethernet 100Base-T,
 Gigabit Ethernet 1000Base-T, 10G Base-T. (IEEE 802.3);
 Token Ring 4/16Mbit/s, TP-PMD/TP/DDI 125Mbit/s,
 ATM 155Mbits/s. (IEEE 802.5).

Standard

IEC / ISO 61156-5 ; ISO / IEC 11801; ANSI / TIA568C.2

Order Information

PVC / CMX / CM / CMR / CMP / LSZH / LDPE

Electrical Characteristics

Impedance:	4 - 100MHz	100±15 Ohms
	100 - 200MHz	100±22 Ohms
	200 - 1000MHz	100±32 Ohms
Max. Conductor DC Resistance 20°C	8.4 Ohms/100m	
Res. unbalance (%)	Max. 2.5	
Pair to Ground Capacitance Unbalance	330 pF/100m	
Transfer Impedance	Max 10 mOhms/m @100Mhz	
Installation temp.	0 - 50°C	
Operation temp.	-20 - 60°C	

Performance Characteristics

Frequency	RL (Min.)	Insertion Loss(Max.)	Propagation Delay (Max.)	Delay Skew(Max.)	NEXT (Min.)	PSNEXT (Min.)	ELNEXT (Min.)	PSELNEXT (Min.)
MHz	dB	dB/100m	ns/100m	ns/100m	dB	dB	dB/100m	dB/100m
1	20.0	2.1	570.0	45.0	74.3	72.3	67.8	64.8
4	23.0	3.8	552.0	45.0	65.3	63.3	55.8	52.8
10	25.0	5.9	545.0	45.0	59.3	57.3	47.8	44.7
16	25.0	7.5	543.0	45.0	56.2	54.2	43.7	40.7
20	25.0	8.4	542.0	45.0	54.8	52.8	41.8	38.8
31.25	23.6	10.5	540.0	45.0	51.9	49.9	37.9	34.9
62.5	21.5	15.0	539.0	45.0	47.4	45.4	31.9	28.9
100	20.1	19.1	538.0	45.0	44.3	42.3	27.8	24.8
200	18.0	27.6	537.0	45.0	39.8	37.8	21.8	18.8
300	17.3	34.3	536.0	45.0	37.1	35.1	18.3	15.3
400	17.3	40.1	536.0	45.0	35.3	33.3	15.8	12.8
500	17.3	45.3	536.0	45.0	33.8	31.8	13.8	10.8



U/FTP CAT6A Twisted Pair Cable



Catalog No.	Cond.Type	Insulation	Insulation Colors	Individual Pair shield	Drain Wire	Out Jacket	
U/FTP CAT 6A BC PE NO. 7112321	4×(2×23 AWG Solid BC)	1.35 mm Skin-Foam-Skin		Al/PET Foil	0.40mm TC	8.0 mm PE	
U/FTP CAT 6A BC PVC NO. 7112322	4×(2×23 AWG Solid BC)	1.35 mm Skin-Foam-Skin		Al/PET Foil	0.40mm TC	8.0 mm PVC	
U/FTP CAT 6A BC PVC CM NO. 7112323	4×(2×23 AWG Solid BC)	1.35 mm Skin-Foam-Skin		Al/PET Foil	0.40mm TC	8.0 mm PVC CM	
U/FTP CAT 6A BC PVC CMR NO. 7112324	4×(2×23 AWG Solid BC)	1.35 mm Skin-Foam-Skin		Al/PET Foil	0.40mm TC	8.0 mm PVC CMR	
U/FTP CAT 6A BC PVC CMP NO. 7112325	4×(2×23 AWG Solid BC)	1.35 mm Skin-Foam-Skin FEP			0.40mm TC	8.0 mm PVC CMP	
U/FTP CAT 6A BC LSZH NO. 7112326	4×(2×23 AWG Solid BC)	1.35 mm Skin-Foam-Skin		Al/PET Foil	0.40mm TC	8.0 mm LSZH	

F/FTP CAT6A Twisted Pair Cable



Catalog No.	Cond.Type	Insulation	Insulation Colors	Individual Pair shield	Drain Wire	Overall Shield	Out Jacket	
F/FTP CAT 6A BC PE NO. 7112331	4×(2×23 AWG Solid BC)	1.35 mm Skin-Foam-Skin		Al/PET Foil	0.40mm TC	Al/PET Foil	8.0 mm PE	
F/FTP CAT 6A BC PVC NO. 7112332	4×(2×23 AWG Solid BC)	1.35 mm Skin-Foam-Skin		Al/PET Foil	0.40mm TC	Al/PET Foil	8.0 mm PVC	
F/FTP CAT 6A BC PVC CM NO. 7112333	4×(2×23 AWG Solid BC)	1.35 mm Skin-Foam-Skin		Al/PET Foil	0.40mm TC	Al/PET Foil	8.0 mm PVC CM	
F/FTP CAT 6A BC PVC CMR NO. 7112334	4×(2×23 AWG Solid BC)	1.35 mm Skin-Foam-Skin		Al/PET Foil	0.40mm TC	Al/PET Foil	8.0 mm PVC CMR	
F/FTP CAT 6A BC PVC CMP NO. 7112335	4×(2×23 AWG Solid BC)	1.35 mm Skin-Foam-Skin FEP		Al/PET Foil	0.40mm TC	Al/PET Foil	8.0 mm PVC CMP	
F/FTP CAT 6A BC LSZH NO. 7112336	4×(2×23 AWG Solid BC)	1.35 mm Skin-Foam-Skin		Al/PET Foil	0.40mm TC	Al/PET Foil	8.0 mm LSZH	



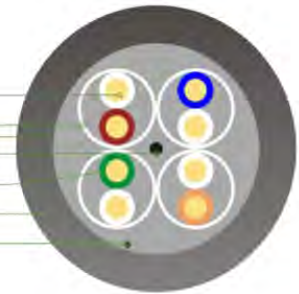
U/FTP CAT 6A Twisted Pair Cable



Construction

Conductor: 23 AWG Solid Bare Copper
 Pairs: 4 Pairs
 Insulation: Skin Foam Skin
 Insulation: Blue,White/Blue ; Orange,White/Orange
 Colors: Green,White/Green; Brown,White/Brown
 Shield: Individual Pair shield, Al/Pet Foil, Foil face out
 Rip Cord: Cotton
 Drain Wire: 0.40±0.005mm TC
 Out Jacket: 8.0±0.3 mm

Conductor
 Al-mylar Foil
 Drain Wire
 Insulation(skin-foam-skin)
 Jacket
 Rip Cord



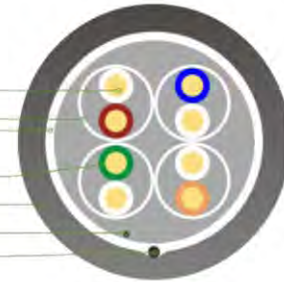
F/FTP CAT 6A Twisted Pair Installation Cable



Construction

Conductor: 23 AWG Solid Bare Copper
 Pairs: 4 Pairs
 Insulation: Skin Foam Skin
 Insulation: Blue,White/Blue ; Orange,White/Orange
 Colors: Green,White/Green; Brown,White/Brown
 Shield: Individual Pair shield, Al/Pet Foil, Foil face out
 Rip Cord: Cotton
 Overall Shield: Al/Pet Foil
 Out Jacket: 8.0 ±0.3 mm

Conductor
 Al-mylar Foil
 Insulation(skin-foam-skin)
 Jacket
 Drain Wire
 Rip Cord



Application

Suitable for structured premises cabling;
 Transmission of digital & analogue voice & data signals;
 Especially suitable for all Class FA applications;
 ISDN, Ethernet 10 Base-T, Fast Ethernet 100Base-T,
 Gigabit Ethernet 1000Base-T, 10G Base-T. (IEEE 802.3);
 Token Ring 4/16Mbit/s, TP-PMD/TP/DDI 125Mbit/s,
 ATM 155Mbit/s. (IEEE 802.5).

Standard

IEC / ISO 61156-5 ; ISO / IEC 11801; ANSI / TIA568C.2

Order Information

PVC / CMX / CM / CMR / CMP / LSZH / LDPE

Electrical Characteristics

Impedance:	4 - 100MHz 100±15 Ohms
	100 - 200MHz 100±22 Ohms
	200 - 1000MHz 100±32 Ohms
Max. Conductor DC Resistance 20°C	8.4 Ohms/100m
Res. unbalance (%)	Max. 2.5
Pair to Ground Capacitance Unbalance	330 pF/100m
Transfer Impedance	Max 10 mOhms/m @100Mhz
Installation temp.	0 - 50°C
Operation temp.	-20 - 60°C

Performance Characteristics

Frequency	RL (Min.)	Insertion Loss(Max.)	Propagation Delay (Max.)	Delay Skew(Max.)	NEXT (Min.)	PSNEXT (Min.)	ELNEXT (Min.)	PSELNEXT (Min.)
MHz	dB	dB/100m	ns/100m	ns/100m	dB	dB	dB/100m	dB/100m
1	20.0	2.1	570.0	45.0	74.3	72.3	67.8	64.8
4	23.0	3.8	552.0	45.0	65.3	63.3	55.8	52.8
10	25.0	5.9	545.0	45.0	59.3	57.3	47.8	44.7
16	25.0	7.5	543.0	45.0	56.2	54.2	43.7	40.7
20	25.0	8.4	542.0	45.0	54.8	52.8	41.8	38.8
31.25	23.6	10.5	540.0	45.0	51.9	49.9	37.9	34.9
62.5	21.5	15.0	539.0	45.0	47.4	45.4	31.9	28.9
100	20.1	19.1	538.0	45.0	44.3	42.3	27.8	24.8
200	18.0	27.6	537.0	45.0	39.8	37.8	21.8	18.8
300	17.3	34.3	536.0	45.0	37.1	35.1	18.3	15.3
400	17.3	40.1	536.0	45.0	35.3	33.3	15.8	12.8
500	17.3	45.3	536.0	45.0	33.8	31.8	13.8	10.8



S/FTP CAT6A Twisted Pair Installation Cable



Catalog No.	Cond.Type	Insulation	Insulation Colors	Individual Pair shield	Drain Wire	Overall Shield	Out Jacket	
S/FTP CAT 6A BC PE NO.7112341	4×(2×23 AWG Solid BC)	1.35 mm Skin-Foam-Skin		Al/PET Foil	0.40mm TC	Tinned copper braid	8.3 mm PE	
S/FTP CAT 6A BC PVC NO.7112342	4×(2×23 AWG Solid BC)	1.35 mm Skin-Foam-Skin		Al/PET Foil	0.40mm TC	Tinned copper braid	8.3 mm PVC	
S/FTP CAT 6A BC PVC CM NO.7112343	4×(2×23 AWG Solid BC)	1.35 mm Skin-Foam-Skin		Al/PET Foil	0.40mm TC	Tinned copper braid	8.3 mm PVC CM	
S/FTP CAT 6A BC PVC CMR NO.7112344	4×(2×23 AWG Solid BC)	1.35 mm Skin-Foam-Skin		Al/PET Foil	0.40mm TC	Tinned copper braid	8.3 mm PVC CMR	
S/FTP CAT 6A BC PVC CMP NO.7112345	4×(2×23 AWG Solid BC)	1.35 mm Skin-Foam-Skin 1.35 mm FEP		Al/PET Foil	0.40mm TC	Tinned copper braid	8.3 mm PVC CMP	
S/FTP CAT 6A BC LSZH NO.7112346	4×(2×23 AWG Solid BC)	1.35 mm Skin-Foam-Skin		Al/PET Foil	0.40mm TC	Tinned copper braid	8.3 mm LSZH	

F/UTP Double CAT6A Twisted Pair Installation Cable

Catalog No.	Cond.Type	Insulation	Insulation Colors	Filler	Inner Jacket	Drain Wire	Overall Shield	Out Jacket	
F/UTP Double Jacket CAT 6A BC PE NO. 7112351	4×2×(23 AWG Solid BC)	1.35 mm Skin-Foam-Skin		Cross Filler	6.2mm PVC	0.40mm TC	Tinned copper braid	7.6mm PE	
F/UTP Double Jacket CAT 6A BC PVC NO. 7112352	4×2×(23 AWG Solid BC)	1.35 mm Skin-Foam-Skin		Cross Filler	6.2mm PVC	0.40mm TC	Tinned copper braid	7.6mm PVC	
F/UTP Double Jacket CAT 6A BC PVC CM NO. 7112353	4×2×(23 AWG Solid BC)	1.35 mm Skin-Foam-Skin		Cross Filler	6.2mm PVC	0.40mm TC	Tinned copper braid	7.6mm PVC CM	
F/UTP Double Jacket CAT 6A BC PVC CMR NO. 7112354	4×2×(23 AWG Solid BC)	1.35 mm Skin-Foam-Skin		Cross Filler	6.2mm PVC	0.40mm TC	Tinned copper braid	7.6mm PVC CMR	
F/UTP Double Jacket CAT 6A BC PVC CMP NO. 7112355	4×2×(23 AWG Solid BC)	1.35 mm Skin-Foam-Skin 1.35 mm FEP		Cross Filler	6.2mm PVC	0.40mm TC	Tinned copper braid	7.6mm PVC CMP	
F/UTP Double Jacket CAT 6A BC LSZH NO. 7112356	4×2×(23 AWG Solid BC)	1.35 mm Skin-Foam-Skin		Cross Filler	6.2mm PVC	0.40mm TC	Tinned copper braid	7.6mm LSZH	



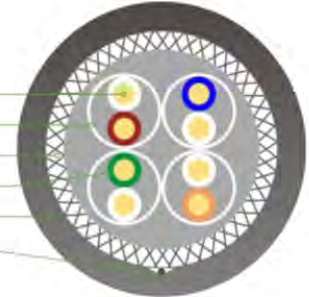
S/FTP CAT 6A Twisted Pair Installation Cable



Construction

Conductor: 23 AWG Solid Bare Copper
 Pairs: 4 Pairs
 Insulation: Skin Foam Skin
 Insulation: Blue,White/Blue ; Orange,White/Orange
 Colors: Green,White/Green; Brown,White/Brown
 Shield: Individual Pair shield, Al/Pet Foil, Foil face out
 Rip Cord: Cotton
 Overall Shield: Al/Pet Foil +Tinned copper braid
 Out Jacket: 8.3±0.3 mm

Conductor
 Al-mylar Foil
 Braid
 Insulation(skin-foam-skin)
 Jacket
 Rip Cord



Application

Suitable for structured premises cabling;
 Transmission of digital & analogue voice & data signals;
 Especially suitable for all Class FA applications;
 ISDN, Ethernet 10 Base-T, Fast Ethernet 100Base-T,
 Gigabit Ethernet 1000Base-T, 10G Base-T.(IEEE 802.3);
 Token Ring 4/16Mbit/s, TP-PMD/TP/DDI 125Mbit/s,
 ATM 155Mbit/s.(IEEE 802.5).

Standard

IEC / ISO 61156-5 ; ISO / IEC 11801; ANSI / TIA568C.2

Order Information

PVC / CMX / CM / CMR / CMP / LSZH / LDPE

Electrical Characteristics

Impedance:	4 - 100MHz 100±15 Ohms
	100 - 200MHz 100±22 Ohms
	200 - 1000MHz 100±32 Ohms
Max.Conductor DC Resistance 20°C	8.7 Ohms/100m
Res. unbalance (%)	Max. 2.5
Pair to Ground Capacitance Unbalance	330 pF/100m
Transfer Impedance	Max 10 mOhms/m @100Mhz
Installation temp.	0 - 50°C
Operation temp.	-20 - 60°C

Performance Characteristics

Frequency	RL (Min.)	Insertion Loss(Max.)	Propagation Delay (Max.)	Delay Skew(Max.)	NEXT (Min.)	PSNEXT (Min.)	ELNEXT (Min.)	PSELNEXT (Min.)
MHz	dB	dB/100m	ns/100m	ns/100m	dB	dB	dB/100m	dB/100m
1	20.0	2.1	570.0	45.0	74.3	72.3	67.8	64.8
4	23.0	3.8	552.0	45.0	65.3	63.3	55.8	52.8
10	25.0	5.9	545.0	45.0	59.3	57.3	47.8	44.7
16	25.0	7.5	543.0	45.0	56.2	54.2	43.7	40.7
20	25.0	8.4	542.0	45.0	54.8	52.8	41.8	38.8
31.25	23.6	10.5	540.0	45.0	51.9	49.9	37.9	34.9
62.5	21.5	15.0	539.0	45.0	47.4	45.4	31.9	28.9
100	20.1	19.1	538.0	45.0	44.3	42.3	27.8	24.8
200	18.0	27.6	537.0	45.0	39.8	37.8	21.8	18.8
300	17.3	34.3	536.0	45.0	37.1	35.1	18.3	15.3
400	17.3	40.1	536.0	45.0	35.3	33.3	15.8	12.8
500	17.3	45.3	536.0	45.0	33.8	31.8	13.8	10.8



S/FTP CAT7 Twisted Pair Installation Cable



Catalog No.	Cond.Type	Insulation	Insulation Colors	Individual Pair shield	Drain Wire	Overall Shield	Out Jacket
S/FTP CAT 7 BC PE NO. 7112401	4×2×(23 AWG Solid BC)	1.35 mm Skin-Foam-Skin		Al/PET Foil	0.40mm TC	Tinned copper braid	8.3mm PE
S/FTP CAT 7 BC PVC NO. 7112402	4×2×(23 AWG Solid BC)	1.35 mm Skin-Foam-Skin		Al/PET Foil	0.40mm TC	Tinned copper braid	8.3mm PVC
S/FTP CAT 7 BC PVC CM NO. 7112403	4×2×(23 AWG Solid BC)	1.35 mm Skin-Foam-Skin		Al/PET Foil	0.40mm TC	Tinned copper braid	8.3mm PVC CM
S/FTP CAT 7 BC PVC CMR NO. 7112404	4×2×(23 AWG Solid BC)	1.35 mm Skin-Foam-Skin		Al/PET Foil	0.40mm TC	Tinned copper braid	8.3mm PVC CMR
S/FTP CAT 7 BC PVC CMP NO. 7112405	4×2×(23 AWG Solid BC)	1.35 mm Skin-Foam-Skin FEP		Al/PET Foil	0.40mm TC	Tinned copper braid	8.3mm PVC CMP
S/FTP CAT 7 BC LSZH NO. 7112406	4×2×(23 AWG Solid BC)	1.35 mm Skin-Foam-Skin		Al/PET Foil	0.40mm TC	Tinned copper braid	8.3mm LSZH

S/FTP Dual CAT7 Twisted Pair Installation Cable



Catalog No.	Cond.Type	Insulation	Insulation Colors	Individual Pair shield	Drain Wire	Overall Shield	Out Jacket
S/FTP Dual CAT 7 BC PE NO. 7112411	2×4×2×(23 AWG Solid BC)	1.35 mm Skin-Foam-Skin		Al/PET Foil	0.40mm TC	Tinned copper braid	(8.3×16.6) mm PE
S/FTP Dual CAT 7 BC PVC NO. 7112412	2×4×2×(23 AWG Solid BC)	1.35 mm Skin-Foam-Skin		Al/PET Foil	0.40mm TC	Tinned copper braid	(8.3×16.6) mm PVC
S/FTP Dual CAT 7 BC PVC CM NO. 7112413	2×4×2×(23 AWG Solid BC)	1.35 mm Skin-Foam-Skin		Al/PET Foil	0.40mm TC	Tinned copper braid	(8.3×16.6) mm PVC CM
S/FTP Dual CAT 7 BC PVC CMR NO. 7112414	2×4×2×(23 AWG Solid BC)	1.35 mm Skin-Foam-Skin		Al/PET Foil	0.40mm TC	Tinned copper braid	(8.3×16.6) mm PVC CMR
S/FTP Dual CAT 7 BC PVC CMP NO. 7112415	2×4×2×(23 AWG Solid BC)	1.35 mm Skin-Foam-Skin FEP		Al/PET Foil	0.40mm TC	Tinned copper braid	(8.3×16.6) mm PVC CMP
S/FTP Dual CAT 7 BC LSZH NO. 7112416	2×4×2×(23 AWG Solid BC)	1.35 mm Skin-Foam-Skin		Al/PET Foil	0.40mm TC	Tinned copper braid	(8.3×16.6) mm LSZH



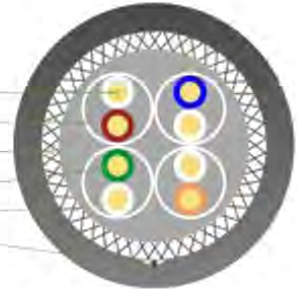
S/FTP Single CAT 7 Twisted Pair Installation Cable



Construction

Conductor: 23 AWG Solid Bare Copper
 Pairs: 4 Pairs
 Insulation: Skin Foam Skin
 Insulation Colors: Blue, White/Blue ; Orange, White/Orange
 Colors: Green, White/Green; Brown, White/Brown
 Shield: Individual Pair shield, Al/Pet Foil, Foil face out
 Rip Cord: Cotton
 Out Jacket: 8.3±0.3 mm

Conductor
 Al-mylar Foil
 Braid
 Insulation (skin-foam-skin)
 Jacket
 Rip Cord



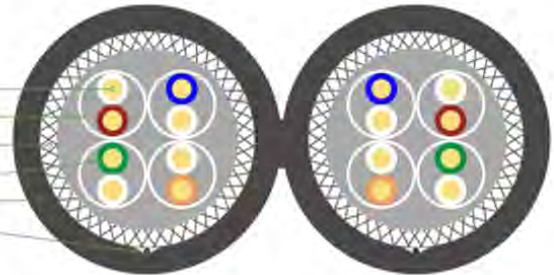
S/FTP Dual CAT 7 Twisted Pair Installation Cable



Construction

Conductor: 23 AWG Solid Bare Copper
 Pairs: 4 Pairs
 Insulation: Skin Foam Skin
 Insulation Colors: Blue, White/Blue
 Orange, White/Orange
 Colors: Green, White/Green
 Green, White/Green
 Shield: Individual Pair shield, Al/Pet Foil, Foil face out
 Rip Cord: Cotton
 Out Jacket: (8.3 × 16.6) ±0.3 mm

Conductor
 Al-mylar Foil
 Braid
 Insulation (skin-foam-skin)
 Jacket
 Rip Cord



Application

Suitable for structured premises cabling;
 Transmission of digital & analogue voice & data signals;
 Especially suitable for all Class FA applications;
 ISDN, Ethernet 10 Base-T, Fast Ethernet 100Base-T,
 Gigabit Ethernet 1000Base-T, 10G Base-T. (IEEE 802.3);
 Token Ring 4/16Mbit/s, TP-PMD/TP/DDI 125Mbit/s,
 ATM 155Mbit/s. (IEEE 802.5).

Standard

IEC / ISO 61156-5 ; ISO / IEC 11801

Order Information

PVC / CMX / CM / CMR / CMP / LSZH / LDPE

Electrical Characteristics

Impedance:	4 - 100MHz 100±15 Ohms
	100 - 200MHz 100±22 Ohms
	200 - 1000MHz 100±32 Ohms
Max. Conductor DC Resistance 20°C	8.4 Ohms/100m
Res. unbalance (%)	Max. 2.5
Pair to Ground Capacitance Unbalance	330 pF/100m
Transfer Impedance	Max 10 mOhms/m @100Mhz
Installation temp.	0 - 50°C
Operation temp.	-20 - 60°C

Performance Characteristics

Frequency	RL (Min.)	Insertion Loss(Max.)	Propagation Delay (Max.)	Delay Skew(Max.)	NEXT (Min.)	PSNEXT (Min.)	ELNEXT (Min.)	PSELNEXT (Min.)
MHz	dB	dB/100m	ns/100m	ns/100m	dB	dB	dB/100m	dB/100m
4	23	3.7	552	25	78	75	78	75
16	25	7.3	543	25	78	75	71.2	68.2
20	25	8.2	542	25	78	75	69.3	66.3
25	24.3	9.2	541	25	78	75	67.3	64.3
31.25	23.6	10.3	540	25	78	75	65.4	62.4
62.5	21.5	14.6	539	25	75.5	72.5	59.4	56.4
100	20.1	18.5	538	25	72.4	69.4	55.3	52.3
200	18	26.5	537	25	67.9	64.9	49.3	46.3
250	17.3	29.7	536	25	66.4	63.4	47.3	44.3
300	17.3	32.7	536	25	65.2	62.2	45.8	42.8
400	17.3	38	536	25	63.4	60.4	43.3	40.3
500	17.3	42.8	536	25	61.9	58.9	41.3	38.3
600	17.3	47.1	535	25	60.7	57.7	39.7	36.7



S/FTP CAT7A Twisted Pair Installation Cable



Catalog No.	Cond.Type	Insulation	Insulation Colors	Individual Pair shield	Drain Wire	Overall Shield	Out Jacket
S/FTP CAT 7A BC PE NO. 7112401	4×2×(23 AWG Solid BC)	1.35 mm Skin- Foam- Skin		Al/PET Foil	0.40mm TC	Tinned copper braid	8.3mm PE
S/FTP CAT 7A BC PVC NO. 7112402	4×2×(23 AWG Solid BC)	1.35 mm Skin- Foam- Skin		Al/PET Foil	0.40mm TC	Tinned copper braid	8.3mm PVC
S/FTP CAT 7A BC PVC CM NO. 7112403	4×2×(23 AWG Solid BC)	1.35 mm Skin- Foam- Skin		Al/PET Foil	0.40mm TC	Tinned copper braid	8.3mm PVC CM
S/FTP CAT 7A BC PVC CMR NO. 7112404	4×2×(23 AWG Solid BC)	1.35 mm Skin- Foam- Skin		Al/PET Foil	0.40mm TC	Tinned copper braid	8.3mm PVC CMR
S/FTP CAT 7A BC PVC CMP NO. 7112405	4×2×(23 AWG Solid BC)	1.35 mm Skin- Foam- Skin FEP		Al/PET Foil	0.40mm TC	Tinned copper braid	8.3mm PVC CMP
S/FTP CAT 7A BC LSZH NO. 7112406	4×2×(23 AWG Solid BC)	1.35 mm Skin- Foam- Skin		Al/PET Foil	0.40mm TC	Tinned copper braid	8.3mm LSZH

U/UTP Unshield CAT5E Twisted 4 Pair Patch Cord



Catalog No.	Cond.Type	Insulation	Insulation Colors	Out Jacket
U/UTP CAT 5E BC PE NO. 7112501	4×2×(24 AWG Solid BC)	0.91 mm HDPE		5.1mm PE
U/UTP CAT 5E BC PVC NO. 7112502	4×2×(24 AWG Solid BC)	0.91 mm HDPE		5.1mm PVC
U/UTP CAT 5E BC PVC CM NO.7112503	4×2×(24 AWG Solid BC)	0.91 mm HDPE		5.1mm PVC CM
U/UTP CAT 5E BC PVC CMR NO.7112504	4×2×(24 AWG Solid BC)	0.91 mm HDPE		5.1mm PVC CMR
U/UTP CAT 5E BC PVC CMP NO.7112505	4×2×(24 AWG Solid BC)	0.85 mm Skin- Foam- Skin FEP		5.1mm PVC CMP
U/UTP CAT 5E BC LSZH NO.7112506	4×2×(24 AWG Solid BC)	0.91 mm HDPE		5.1mm LSZH



F/UTP Unshield CAT5E Twisted 4 Pair Patch Cord



Catalog No.	Cond.Type	Insulation	Insulation Colors	Shield 1	Drain Wire	Shield 2	Out Jacket	
F/UTP CAT 5E BC PE M NO. 7112511	4×2×(24 AWG Solid BC)	0.91 mm HDPE		PET	0.40mm TC	Al/PET Foil	6.3 mm PE	
F/UTP CAT 5E BC PVC M NO. 7112512	4×2×(24 AWG Solid BC)	0.91 mm HDPE		PET	0.40mm TC	Al/PET Foil	6.3 mm PVC	
F/UTP CAT 5E BC PVC CMM NO. 7112513	4×2×(24 AWG Solid BC)	0.91 mm HDPE		PET	0.40mm TC	Al/PET Foil	6.3 mm PVC CM	
F/UTP CAT 5E BC PVC CMR M NO. 7112514	4×2×(24 AWG Solid BC)	0.91 mm HDPE		PET	0.40mm TC	Al/PET Foil	6.3 mm PVC CMR	
F/UTP CAT 5E BC PVC CMP M NO. 7112515	4×2×(24 AWG Solid BC)	0.91 mm FEP		PET	0.40mm TC	Al/PET Foil	6.3 mm PVC CMR	
F/UTP CAT 5E BC LSZHM NO. 7112516	4×2×(24 AWG Solid BC)	0.91 mm HDPE		PET	0.40mm TC	Al/PET Foil	6.3 mm LSZH	

SF/UTP Shield CAT5E Twisted 4 Pair Patch Cord



Catalog No.	Cond.Type	Insulation	Insulation Colors	Shield1	Drain Wire	Shield2	Shield 3	Out Jacket	
SF/UTP CAT 5E BC PE NO. 7112521	4×2×(24 AWG Solid BC)	0.91 mm HDPE		PET	0.40mm TC	Al/PET Foil	Tinned Copper Braid	6.5 mm PE	
SF/UTP CAT 5E BC PE NO. 7112521	4×2×(24 AWG Solid BC)	0.91 mm HDPE		PET	0.40mm TC	Al/PET Foil	Tinned Copper Braid	6.5 mm PE	
SF/UTP CAT 5E BC PE NO. 7112521	4×2×(24 AWG Solid BC)	0.91 mm HDPE		PET	0.40mm TC	Al/PET Foil	Tinned Copper Braid	6.5 mm PE	
SF/UTP CAT 5E BC PE NO. 7112521	4×2×(24 AWG Solid BC)	0.91 mm HDPE		PET	0.40mm TC	Al/PET Foil	Tinned Copper Braid	6.5 mm PE	
SF/UTP CAT 5E BC PE NO. 7112521	4×2×(24 AWG Solid BC)	0.91 mm HDPE		PET	0.40mm TC	Al/PET Foil	Tinned Copper Braid	6.5 mm PE	
SF/UTP CAT 5E BC PE NO. 7112521	4×2×(24 AWG Solid BC)	0.91 mm HDPE		PET	0.40mm TC	Al/PET Foil	Tinned Copper Braid	6.5 mm PE	



U/UTP Unshielded CAT 5E Twisted 4 Pairs patch cord



Construction

- Conductor: 24 AWG Solid Bare Copper
- Pairs: 4 Pairs
- Insulation: HDPE
- Insulation Colors: Blue,White/Blue ; Orange,White/Orange
- Colors: Green,White/Green; Brown,White/Brown
- Rip Cord: Cotton
- Out Jacket: 5.1±0.2 mm



F/UTP Shielded CAT 5E Twisted 4 Pairs patch cord



Construction

- Conductor: 24 AWG Solid Bare Copper
- Pairs: 4 Pairs
- Insulation: HDPE
- Insulation Colors: Blue,White/Blue ; Orange,White/Orange
- Colors: Green,White/Green; Brown,White/Brown
- Rip Cord: Cotton
- Drain Wire: 0.40±0.005mm TC
- Overall Shield: Al/Pet Foil,Foil face out
- Out Jacket: 6.3±0.2 mm



Application

- ANSI / TIA -568B Category 5E and ISO / EIC specification
- Ideal for Data center architectural requirements
- Stranded cable for maximum flexibility
- Available with different plug mold
- Available with different color of cable
- Available with different length

Electrical Characteristics

Impedance	1 - 250MHz 100±15 Ohms
Insulation Resistance	>5000M Ω *KM
Dielectric strength	DC 2500V 2S
Max.Conductor DC Resistance 20℃	9.5 Ohms/100m
Res. unbalance (%)	Max. 2.5

Performance Characteristics

Frequency	RL (Min.)	Insertion Loss(Max.)	Propagation Delay (Max.)	Delay Skew(Max.)	NEXT (Min.)	PSNEXT (Min.)	ELNEXT (Min.)	PSELNEXT (Min.)
MHz	dB	dB/100m	ns/100m	ns/100m	dB	dB	dB/100m	dB/100m
1	20.0	2.2	570.0	45.0	65.0	62.0	61.0	61.0
4	23.0	4.2	552.0	45.0	56.0	53.0	48.0	48.0
10	25.0	6.5	545.0	45.0	50.0	47.0	41.0	41.0
16	25.0	8.4	543.0	45.0	47.0	44.0	36.0	36.0
20	25.0	9.3	542.0	45.0	45.0	42.0	34.0	34.0
31.25	23.6	11.6	540.0	45.0	42.0	39.0	31.0	31.0
62.5	21.5	17.0	539.0	45.0	38.0	35.0	25.0	25.0
100	20.1	22.0	538.0	45.0	35.0	32.0	21.0	21.0



U/UTP Unshield CAT6 Twisted 4 Pair Patch Cord



Catalog No.	Cond.Type	Insulation	Insulation Colors	Filler	Out Jacket
U/UTP CAT 6 BC PE NO. 7112531	4×2×(23 AWG Solid BC)	1.02 mm HDPE		Cross Filler	6.4mm PE
U/UTP CAT 6 BC PVC NO. 7112532	4×2×(23 AWG Solid BC)	1.02 mm HDPE		Cross Filler	6.4mm PVC
U/UTP CAT 6 BC PVC CM NO. 7112533	4×2×(23 AWG Solid BC)	1.02 mm HDPE		Cross Filler	6.4mm PVC CM
U/UTP CAT 6 BC PVC CMR NO. 7112534	4×2×(23 AWG Solid BC)	1.02 mm HDPE		Cross Filler	6.4mm PVC CMR
U/UTP CAT 6 BC PVC CMP NO. 7112535	4×2×(23 AWG Solid BC)	1.02 mm FEP		Cross Filler	6.4mm PVC CMP
U/UTP CAT 6 BC LSZH NO. 7112536	4×2×(23 AWG Solid BC)	1.02 mm HDPE		Cross Filler	6.4mm LSZH

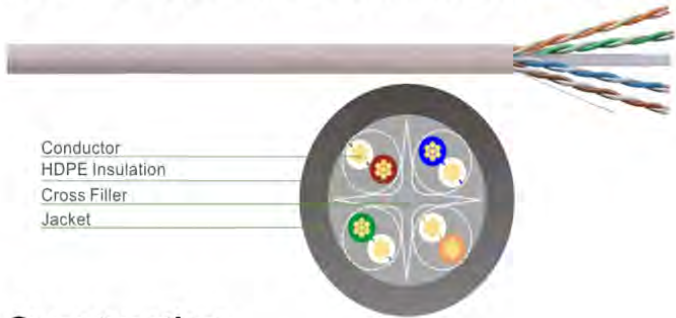
F/UTP Shield CAT6 Twisted 4 Pair Patch Cord



Catalog No.	Cond.Type	Insulation	Insulation Colors	Filler	Shield 1	Drain Wire	Shield 2	Out Jacket
F/UTP CAT 6 BC PE NO. 7112541	4×2×(23 AWG Solid BC)	1.02 mm HDPE		Cross Filler	PET	0.40mm TC	Al/PET Foil	7.6mm PE
F/UTP CAT 6 BC PVC NO. 7112542	4×2×(23 AWG Solid BC)	1.02 mm HDPE		Cross Filler	PET	0.40mm TC	Al/PET Foil	7.6mm PVC
F/UTP CAT 6 BC PVC CM NO. 7112543	4×2×(23 AWG Solid BC)	1.02 mm HDPE		Cross Filler	PET	0.40mm TC	Al/PET Foil	7.6mm PVC CM
F/UTP CAT 6 BC PVC CMR NO. 7112544	4×2×(23 AWG Solid BC)	1.02 mm HDPE		Cross Filler	PET	0.40mm TC	Al/PET Foil	7.6mm PVC CMR
F/UTP CAT 6 BC PVC CMP NO. 7112545	4×2×(23 AWG Solid BC)	1.02 mm FEP		Cross Filler	PET	0.40mm TC	Al/PET Foil	7.6mm PVC CMP
F/UTP CAT 6 BC NO. 7112546	4×2×(23 AWG Solid BC)	1.02 mm HDPE		Cross Filler	PET	0.40mm TC	Al/PET Foil	7.6mm LSZH



U/UTP CAT 6 Unshielded Twisted 4 Pairs patch cord



Construction

Conductor: 23 AWG Solid Bare Copper
 Pairs: 4 Pairs
 Insulation: HDPE
 Insulation: Blue,White/Blue ; Orange,White/Orange
 Colors: Green,White/Green; Brown,White/Brown
 Rip Cord: Cotton
 Out Jacket: 6.4±0.2 mm



F/UTP Shielded CAT 6 Twisted 4 Pairs patch cord



Construction

Conductor: 23 AWG Solid Bare Copper
 Pairs: 4 Pairs
 Insulation: HDPE
 Insulation: Blue,White/Blue ; Orange,White/Orange
 Colors: Green,White/Green; Brown,White/Brown
 Rip Cord: Cotton
 Drain Wire: 0.40±0.005mm TC
 Overall Shield: Al/Pet Foil,Foil face out
 Out Jacket: 7.6 ±0.2 mm



Application

ANSI / TIA -568B Category 6 and ISO / EIC specification
 Ideal for Dta center architectural requirements
 Stranded cable for maximum flexibility
 Available with different plug mold
 Available with different color of cable
 Available with different length

Electrical Characteristics

Impedance	1 - 250MHz 100±15 Ohms
Insulation Resistance	>5000M Ω *KM
Dielectric strength	DC 2500V 2S
Max.Conductor DC Resistance 20℃	8.4 Ohms/100m
Res. unbalance (%)	Max. 2.5

Performance Characteristics

Frequency	RL (Min.)	Insertion Loss(Max.)	Propagation Delay (Max.)	Delay Skew(Max.)	NEXT (Min.)	PSNEXT (Min.)	ELNEXT (Min.)	PSELNEXT (Min.)
MHz	dB	dB/100m	ns/100m	ns/100m	dB	dB	dB/100m	dB/100m
1	20.0	2.0	570.0	45.0	74.0	72.0	67.8	64.8
10	25.0	6.0	545.0	45.0	59.0	57.0	47.8	44.8
20	25.0	8.5	542.0	45.0	55.0	53.0	41.7	38.7
31.25	23.6	10.7	540.0	45.0	52.0	50.0	37.9	34.9
62.5	21.5	15.4	539.0	45.0	47.0	45.0	31.8	28.8
100	20.1	19.8	538.0	45.0	44.3	42.3	27.8	24.8
200	18.0	29.0	537.0	45.0	39.7	37.7	21.7	18.7
250	17.3	32.8	536.0	45.0	38.0	36.0	19.8	16.8



U/UTP Unshield CAT6A Twisted 4 Pair Patch Cord



Catalog No.	Cond.Type	Insulation	Insulation Colors	Filler	Out Jacket
U/UTP CAT 6A BC PE NO. 7112551	4×2×(23 AWG Solid BC)	1.35 mm Skin-Foam-Skin		Cross Filler	7.5mm PE
U/UTP CAT 6A BC PVC NO. 7112552	4×2×(23 AWG Solid BC)	1.35 mm Skin-Foam-Skin		Cross Filler	7.5mm PVC
U/UTP CAT 6A BC PVC CM NO. 7112553	4×2×(23 AWG Solid BC)	1.35 mm Skin-Foam-Skin		Cross Filler	7.5mm PVC CM
U/UTP CAT 6A BC PVC CMR NO. 7112554	4×2×(23 AWG Solid BC)	1.35 mm Skin-Foam-Skin		Cross Filler	7.5mm PVC CMR
U/UTP CAT 6A BC PVC CMP NO. 7112555	4×2×(23 AWG Solid BC)	1.35 mm Skin-Foam-Skin FEP		Cross Filler	7.5mm PVC CMP
U/UTP CAT 6A BC LSZH NO. 7112556	4×2×(23 AWG Solid BC)	1.35 mm Skin-Foam-Skin		Cross Filler	7.5mm LSZH

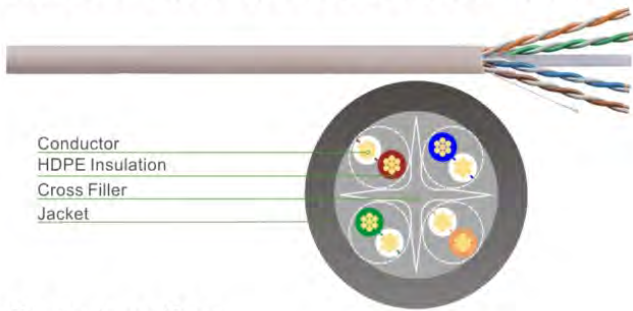
S/FTP Double Shield CAT6 Twisted 4 Pair Patch Cord



Catalog No.	Cond.Type	Insulation	Insulation Colors	Individual Pair shield	Drain Wire	Overall Shield	Out Jacket
S/FTP CAT 6A BC PE NO.7112561	4×(2×23 AWG Solid BC)	1.35 mm Skin-Foam-Skin		Al/PET Foil	0.40mm TC	Tinned copper braid	8.3 mm PE
S/FTP CAT 6A BC PVC NO.7112562	4×(2×23 AWG Solid BC)	1.35 mm Skin-Foam-Skin		Al/PET Foil	0.40mm TC	Tinned copper braid	8.3 mm PVC
S/FTP CAT 6A BC PVC CM NO.7112563	4×(2×23 AWG Solid BC)	1.35 mm Skin-Foam-Skin		Al/PET Foil	0.40mm TC	Tinned copper braid	8.3 mm PVC CM
S/FTP CAT 6A BC PVC CMR NO.7112564	4×(2×23 AWG Solid BC)	1.35 mm Skin-Foam-Skin		Al/PET Foil	0.40mm TC	Tinned copper braid	8.3 mm PVC CMR
S/FTP CAT 6A BC PVC CMP NO.7112565	4×(2×23 AWG Solid BC)	1.35 mm Skin-Foam-Skin FEP		Al/PET Foil	0.40mm TC	Tinned copper braid	8.3 mm PVC CMP
S/FTP CAT 6A BC LSZH NO.7112566	4×(2×23 AWG Solid BC)	1.35 mm Skin-Foam-Skin		Al/PET Foil	0.40mm TC	Tinned copper braid	8.3 mm LSZH



U/UTP unshielded CAT 6A cable Twisted 4 Pairs patch cord



Conductor
HDPE Insulation
Cross Filler
Jacket



Construction

Conductor: 23 AWG Solid Bare Copper
 Pairs: 4 Pairs
 Insulation: Skin Foam Skin
 Insulation: Blue,White/Blue ; Orange,White/Orange
 Colors: Green,White/Green; Brown,White/Brown
 Rip Cord: Cotton
 Out Jacket: 7.5±0.2 mm

S/FTP double shielded CAT 6A Twisted 4 Pairs patch cord



Conductor
HDPE Insulation
Cross Filler
Jacket



Construction

Conductor: 23 AWG Solid Bare Copper
 Pairs: 4 Pairs
 Insulation: Skin Foam Skin
 Shield: Individual Pair Shield,Al/Pet Foil,100%
 Drain Wire: 0.40±0.005mm TC
 Overall Shield: Al/Pet Foil,Foil face out+Tinned Copper Braid
 Out Jacket: 8.3 ±0.3 mm

Standard

ANSI / TIA -568B Category 6A and ISO / EIC specification
 Ideal for Dta center architectural requirements
 Stranded cable for maximum flexibility
 Available with different plug mold
 Available with different color of cable
 Available with different length

Electrical Characteristics

Impedance:	1 - 100MHz 100±15 Ohms
Max.Conductor DC Resistance 20°C	8.4 Ohms/100m
Res. unbalance (%)	Max. 2.5
Pair to Ground Capacitance Unbalance	330 pF/100m
Transfer Impedance	Max 10 mOhms/m @100Mhz

Performance Characteristics

Frequency	RL (Min.)	Insertion Loss(Max.)	Propagation Delay (Max.)	Delay Skew(Max.)	NEXT (Min.)	PSNEXT (Min.)	ELNEXT (Min.)	PSELNEXT (Min.)
MHz	dB	dB/100m	ns/100m	ns/100m	dB	dB	dB/100m	dB/100m
4	23.0	3.8	552.0	45.0	65.3	63.3	55.8	52.8
10	25.0	5.9	545.0	45.0	59.3	57.3	47.8	44.7
16	25.0	7.5	543.0	45.0	56.2	54.2	43.7	40.7
31.25	23.6	10.5	540.0	45.0	51.9	49.9	37.9	34.9
62.5	21.5	15.0	539.0	45.0	47.4	45.4	31.9	28.9
100	20.1	19.1	538.0	45.0	44.3	42.3	27.8	24.8
200	18.0	27.6	537.0	45.0	39.8	37.8	21.8	18.8
300	17.3	34.3	536.0	45.0	37.1	35.1	18.3	15.3
400	17.3	40.1	536.0	45.0	35.3	33.3	15.8	12.8
500	17.3	45.3	536.0	45.0	33.8	31.8	13.8	10.8



Packing

Packing :

Length : 100M, 200M, 300M,305M,500M,1000M or as customer need

Manner : Reel with PET, Plastic Spool, Wooden Spool, carton, pull box, pallet.



Quality

Professional

Safety





HANGZHOU ZION COMMUNICATION CO.,LTD

*Focus on customer needs,
provide competitive signal transmission products and services,
continue to create maximum value for customers!*

ZION COMMUNICATION
*To be the primary provider of the products and services
in the field of signal transmission all over the world!*



For more information, please visit us at:
www.zion-communication.com



■ CONNECT US



ADD: NO.68,HuaQiao Road,JinCheng,Lin'an,
Zhejiang,China,311300
TEL: +86 571 63804414
FAX: +86-571-63804424
Email: info@zion-communication.com